



Ergonomics




Safety



Material Handling

To Order or Inquire Please Contact
Dick Jones Sales, Inc.
P 800-441-9955
F 800-253-4036
dickjones@dickjonessales.com

ADD-A-LEVEL™ ALL-PLASTIC WORK PLATFORMS



- Build out horizontally and up vertically
- Easy no-tool installation
- Chemical-resistant plastic components

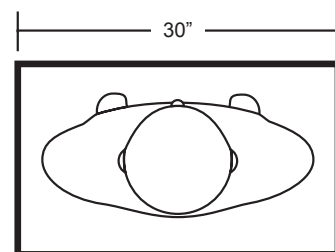
Our modular, stackable work platforms create the perfect working height for your operations. Add-A-Level™ is easily assembled without tools and can stack horizontally to fill a floor, or vertically to give your employees a lift! Made from heavy-duty molded plastic components, geared toward ergonomics, designed to accommodate the 250 pound individual, they are a perfect fit in the harshest manufacturing environment.

Add our 1/2" or 7/8" thick comfort matting and you'll see an instant payoff in fewer fatigue related injuries along with dramatically increased productivity. Add-A-Level™ also makes an ideal decontamination platform because it allows water and chemical contaminants to flow through.

Add-A-Level™ 2-5/8" Thick Platforms			
Sizes	Part #	Desc.	Wt.
36" x 16"	A3616B	36" x 16" Base Unit	9
	A3616A	36" x 16" Add-on Unit	9
66" x 16"	A6616B	66" x 16" Base Unit	16
	A6616A	66" x 16" Add-on Unit	16
96" x 16"	A9616B	96" x 16" Base Unit	21
	A9616A	96" x 16" Add-on Unit	21
36" x 24"	A3624B	36" x 24" Base Unit	12
	A3624A	36" x 24" Add-on Unit	12
48" x 24"	A4824B	48" x 24" Base Unit	15
	A4824A	48" x 24" Add-on Unit	15
66" x 24"	A6624B	66" x 24" Base Unit	20
	A6624A	66" x 24" Add-on Unit	19
96" x 24"	A9624B	96" x 24" Base Unit	30
	A9624A	96" x 24" Add-on Unit	29
36" x 36"	A3636B	36" x 36" Base Unit	18
	A3636A	36" x 36" Add-on Unit	18
66" x 36"	A6636B	66" x 36" Base Unit	31
	A6636A	66" x 36" Add-on Unit	31
96" x 36"	A9636B	96" x 36" Base Unit	45
	A9636A	96" x 36" Add-on Unit	44

Accessories	
Part #	Desc.
R1102	2'L x 10"W x 2-5/8"H Wooden Ramp
R1103	3'L x 10"W x 2-5/8"H Wooden Ramp
R1104	4'L x 10"W x 2-5/8"H Wooden Ramp
R110C	2-5/8" H Corner Wooden Ramp
CA2002	Stacker* (for vertical stacking)
RC3000	Poly-Clip (for horizontal connections) <small>*Included with Add-On Units</small>
RF2011	Rubber foot (included in base units)
MPL004	Mat Plug Lock (included in matting)

Capacity = 250 lbs per
30" Workstation Area




Plan View

Matting

Sizes	1/2" Matting			7/8" Matting		
	Part #	Style	Wt.	Part #	Style	Wt.
36" x 24"	M23120	Black Mat	10	M23780	Black Mat	17
	M23125	Yellow Border	12	M23784	Yellow Border	17
48" x 24"	M24120	Black Mat	13	M24780	Black Mat	22
	M24125	Yellow Border	15	M24784	Yellow Border	22
66" x 24"	M25120	Black Mat	16	M25780	Black Mat	29
	M25125	Yellow Border	19	M25784	Yellow Border	29
96" x 24"	M28120	Black Mat	26	M28780	Black Mat	44
	M28125	Yellow Border	28	M28784	Yellow Border	44
36" x 36"	M33120	Black Mat	15	M33780	Black Mat	25
	M33125	Yellow Border	17	M33784	Yellow Border	28
66" x 36"	M35120	Black Mat	25	M35780	Black Mat	46
	M35125	Yellow Border	27	M35784	Yellow Border	50
96" x 36"	M38120	Black Mat	35	M38780	Black Mat	66
	M38125	Yellow Border	39	M38784	Yellow Border	72

POLY-RISER™ FLOORING



Modular plastic panels line up horizontally to fit any floor! Surround large machinery to provide a flow-through floor that keeps workers up and out of the way of harmful solvents, oils, and water. When it's time to clean up, simply lift out any of the individual panels in the system.

Choose from one of our two standard sizes with 1-3/4" rise or contact our professional flooring consultants for custom sizing options to create a perfect fit, no matter what the environment. No-tool assembly means that you can easily modify your space assuring that your new floor will provide years of reliable service!

Panels			
Part #	Desc.	Cap.	Wt.
R4824	48" x 24" Platform	2000	11.5
R9624	96" x 24" Platform	4000	23.0

Accessories			
Part #	Desc.		Wt.
R2412R	Ramp (24"L x 6"W x 1-3/4" rise)		1.5
R4812R	Ramp 60"L with tapered corners		3.6
RF3124	Rubber feet for 2'x4' Riser		0.5
RF3128	Rubber feet for 2'x8' Riser		1.0
RC3000	Poly-Clip™ (horizontal connection)		0.5

LAYOUT & DESIGN COMPUTER AIDED DRAFTING

FREE COMPUTER AIDED DESIGN SERVICE

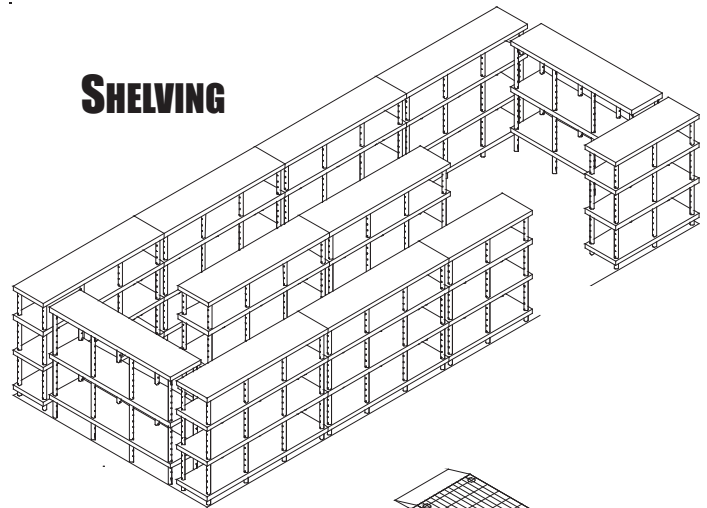
- Visualize before you invest
- Stay on budget
- Minimize order mistakes
- More accurate contractor bids
- Most experienced in the industry

YOU send us a hand-sketched drawing
WE will send you a 3-D layout

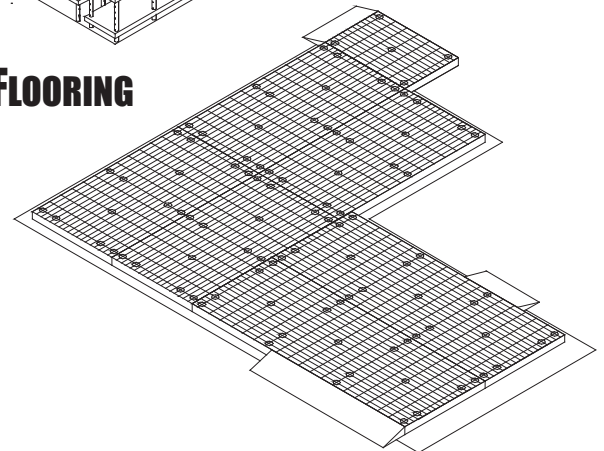
SO YOU CAN

**BRING YOUR CONCEPT TO
REALITY!**


SHELVING



FLOORING



DURASHELF® SHELVING & STORAGE



When you're ready to step up to the toughest, largest plastic shelving in the industry, it's time to go with DuraShelf® all-plastic industrial-grade shelving systems.

Our unique locking system lets you choose whether to build up, out or both. Our rigid high-density polyethylene shelves are like nothing else you've ever seen in plastic shelving. Each shelf is a stout 2-5/8" thick with a grid top that allows liquids to flow through, promotes air circulation and prevents dust build up. The entire system is chemically resistant, making it an ideal choice for HAZMAT storage or any other application, corrosive or not.

Grid Top Shelving												
2-Shelf					3-Shelf				4-Shelf			
Sizes	Part #	Desc.	Cap.	Wt.	Part #	Desc.	Cap.	Wt.	Part #	Desc.	Cap.	Wt.
36"x 16"	S3616B	27" High Shelving	340	22	S3616x3	51" High Shelving	500	35	S3616x4	75" High Shelving	675	48
36"x 24"	S3624B	27" High Shelving	500	26	S3624x3	51" High Shelving	750	41	S3624x4	75" High Shelving	1000	56
36"x 36"	S3636B	27" High Shelving	750	44	S3636x3	51" High Shelving	1125	70	S3636x4	75" High Shelving	1500	97
48"x 24"	S4824B	27" High Shelving	690	35	S4824x3	51" High Shelving	1015	57	S4824x4	75" High Shelving	1375	78
66"x 16"	S6616B	27" High Shelving	615	36	S6616x3	51" High Shelving	925	58	S6616x4	75" High Shelving	1235	80
66"x 24"	S6624B	27" High Shelving	925	40	S6624x3	51" High Shelving	1390	64	S6624x4	75" High Shelving	1850	88
66"x 36"	S6636B	27" High Shelving	1375	74	S6636x3	51" High Shelving	2065	118	S6636x4	75" High Shelving	2750	163
96"x 16"	S9616B	27" High Shelving	900	49	S9616x3	51" High Shelving	1350	78	S9616x4	75" High Shelving	1800	107
96"x 24"	S9624B	27" High Shelving	1350	65	S9624x3	51" High Shelving	2025	102	S9624x4	75" High Shelving	2700	139
96"x 36"	S9636B	27" High Shelving	2015	103	S9636x3	51" High Shelving	3025	165	S9636x4	75" High Shelving	4030	226

Solid Top Shelving												
Sizes	Part #	Desc.	Cap.	Wt.	Part #	Desc.	Cap.	Wt.	Part #	Desc.	Cap.	Wt.
36"x 24"	ST3624B	27" High Shelving	660	31	ST3624x3	51" High Shelving	990	49	ST3624x4	75" High Shelving	1320	67
36"x 36"	ST3636B	27" High Shelving	985	51	ST3636x3	51" High Shelving	1475	81	ST3636x4	75" High Shelving	1965	112
48"x 24"	ST4824B	27" High Shelving	905	39	ST4824x3	51" High Shelving	1330	63	ST4824x4	75" High Shelving	1760	87
66"x 24"	ST6624B	27" High Shelving	1210	53	ST6624x3	51" High Shelving	1820	84	ST6624x4	75" High Shelving	2420	115
66"x 36"	ST6636B	27" High Shelving	1800	85	ST6636x3	51" High Shelving	2705	135	ST6636x4	75" High Shelving	3600	186
96"x 24"	ST9624B	27" High Shelving	1770	76	ST9624x3	51" High Shelving	2650	119	ST9624x4	75" High Shelving	3540	161
96"x 36"	ST9636B	27" High Shelving	2640	127	ST9636x3	51" High Shelving	3960	201	ST9636x4	75" High Shelving	5280	275

Published weight capacities of all products assume even distribution of materials across all panels

CONTAINMENT TRAYS

Containment trays keep materials separated and confine spills to prevent damage to items stored on lower shelves or in adjacent compartments of the same shelf. Use one tray between each section of leg posts. Available in OSHA-designated chemical storage color coding. A perfect fit for any of our 24-inch wide shelving or Dunnage-Rack™.



24 - INCH CONTAINMENT TRAYS						
Storage Type	Part #	Color	Max Trays Per Shelf System			
			Size	x2	x3	x4
General Storage	CT300124	Black	36"	2	3	4
			66"	4	6	8
			96"	6	9	12
Flammables	CTR300124	Red				
Health Hazards/Toxics	CTB300124	Blue				
Reactives/Oxidizers	CTY300124	Yellow				
Contact Hazards	CTW300124	White				



DURASHelf® ADJUSTABLE SHELVING

Adjustable shelves let you fit what you want where you want it. Slide the shelves up and down the legs in four-inch increments to create a custom space that will accommodate virtually any storage need. Choose our original ventilated grid-top design, or try the solid-top version of Adjustable DuraShelf®, ideal for higher capacity needs and preventing cross-product contamination from shelf to shelf. Adjustable DuraShelf® will redefine the way you think of plastic shelving.



Grid Top

3-Shelf				4-Shelf		
Sizes	Part #	Desc.	Cap. Wt.	Part #	Desc.	Cap. Wt.
36" x 16"	AS3616x3	48" High Shelving	500 36	AS3616x4	72" High Shelving	675 46
36" x 24"	AS3624x3	48" High Shelving	750 41	AS3624x4	72" High Shelving	1000 54
48" x 24"	AS4824x3	48" High Shelving	1015 59	AS4824x4	72" High Shelving	1375 75
66" x 16"	AS6616x3	48" High Shelving	925 60	AS6616x4	72" High Shelving	1235 76
66" x 24"	AS6624x3	48" High Shelving	1390 65	AS6624x4	72" High Shelving	1850 84
96" x 16"	AS9616x3	48" High Shelving	1350 80	AS9616x4	72" High Shelving	1800 103
96" x 24"	AS9624x3	48" High Shelving	2025 104	AS9624x4	72" High Shelving	2700 135

Solid Top

3-Shelf				4-Shelf		
Sizes	Part #	Desc.	Cap. Wt.	Part #	Desc.	Cap. Wt.
36" x 24"	AST3624x3	48" High Shelving	990 52	AST3624x4	72" High Shelving	1320 68
48" x 24"	AST4824x3	48" High Shelving	1330 65	AST4824x4	72" High Shelving	1760 84
66" x 24"	AST6624x3	48" High Shelving	1820 85	AST6624x4	72" High Shelving	2420 110
96" x 24"	AST9624x3	48" High Shelving	2650 125	AST9624x4	72" High Shelving	3540 125

Published weight capacities of all products assume even distribution of materials across all panels

Now you can choose between our original vented grid-top Dunnage-Rack™ or its solid-top twin, available in all the same sizes and configurations.



Dunnage-Racks™ are as tough as they come. They're waterproof and resistant to gas, solvents and most industrial chemicals.

Just plug in the included legs and Dunnage-Rack™ will go to work immediately, no training required! Meet both ergonomic and material handling goals at once with Dunnage-Rack™!

DUNNAGE-RACK™ MODULAR PLASTIC STORAGE RACKS

Grid Top			
Sizes	Part #	Cap.	Wt.
36" x 24"	D3624	500	13
36" x 36"	D3636	750	22
48" x 24"	D4824	700	19
66" x 24"	D6624	1000	23
66" x 36"	D6636	1500	37
96" x 24"	D9624	1400	34
96" x 36"	D9636	2000	53

Solid Top			
Sizes	Part #	Cap.	Wt.
36" x 24"	DT3624	700	17
36" x 36"	DT3636	1000	26
48" x 24"	DT4824	900	21
66" x 24"	DT6624	1400	28
66" x 36"	DT6636	1900	49
96" x 24"	DT9624	1800	41
96" x 36"	DT9636	2700	64

STACK VERTICALLY

When storage needs require a more creative solution, look no further than Dunnage-Cube™ recycled-plastic storage blocks. These blocks can be stacked in limitless configurations to fill tight or unusual spaces. The unique surface-locking system can solve any problem.



CONNECT HORIZONTALLY

DUNNAGE-CUBE™ STACKABLE PLASTIC STORAGE BLOCKS

- Chemical resistant
- 250-pound weight capacity
- Lightweight, portable
- Build to any configuration

Dunnage-Cube		
Part #	Desc.	Wt.
DC240612	24" x 12" Cube	6
RC3001	Horiz. Connector (1)	.08

WORK-BENCH™ WORK-BENCH & TABLE



Easy up, easy down and two easy ways to change them around! Our Work-Bench™ can be set up in minutes to create an instant temporary or permanent island of productivity within any warehouse, manufacturing floor or office environment.



Assemble them with a narrow-space upper shelf and you'll relieve worker fatigue by placing frequently used smaller supplies within quick and easy reach.

Use a larger lower shelf gap to store bulk products and bigger ready-to-grab items.

Pick from seven sizes to fit virtually any need. Our original grid-top is ideal when work produces small scrap that can clutter work surfaces. Choose our solid-surface top panel option for tough jobs that require a clean, flat work surface.

Grid Top			
Sizes	Part #	Cap.	Wt.
36" x 24"	W3624	500	29
36" x 36"	W3636	500	41
48" x 24"	W4824	688	39
66" x 24"	W6624	925	48
66" x 36"	W6636	925	70
96" x 24"	W9624	1350	70
96" x 36"	W9636	1350	100

Solid Top			
Sizes	Part #	Cap.	Wt.
36" x 24"	WT3624	660	34
36" x 36"	WT3636	660	48
48" x 24"	WT4824	880	43
66" x 24"	WT6624	1210	57
66" x 36"	WT6636	1210	81
96" x 24"	WT9624	1760	81
96" x 36"	WT9636	1760	122



Published weight capacities of all products assume even distribution of materials across all panels

WORK-BENCH™ ADJUSTABLE



Craving increased versatility? Adjustable Work-Bench™ has you covered. The work level and middle shelf can be adjusted up or down in four-inch increments. High-strength nylon pins hold shelving in position so you don't have to worry about strength or capacity.

Adjustable Work-Bench™ accommodates any size job and works hard indoors or out.

One workstation can now be used for a variety of tasks and fit the ergonomic needs of every employee.

Create individual work islands or place our incredible 96-inch-long systems end-to-end to build an assembly line that would make even Henry Ford jealous.

Our grid-top system provides ventilated lower-shelf storage and allows scrap material from the work surface to fall through. Solid-top systems are ideal for working with small tools, assembling small components and final packaging operations.

Grid Top			
Sizes	Part #	Cap.	Wt.
36" x 24"	AW3624	500	29
48" x 24"	AW4824	688	39
66" x 24"	AW6624	925	48
96" x 24"	AW9624	1350	70

Solid Top			
Sizes	Part #	Cap.	Wt.
36" x 24"	AWT3624	660	34
48" x 24"	AWT4824	880	43
66" x 24"	AWT6624	1210	57
96" x 24"	AWT9624	1760	81



Published weight capacities of all products assume even distribution of materials across all panels

MODULAR-KART™ MULTI-LEVEL CART

Put workers on the move by adding a few of our Modular-Karts™ to your operation. Ideally suited for pick-and-pull warehouses, they're strong enough to handle heavy loads and light enough for workers to manage easily.

Running out of room? No problem! Just add an upper add-on and you've instantly given your cart more space!

When your mobility concerns are bigger than most, have a look at our large two-foot by eight-foot Modular-Karts™. They make great stock holders for processing large materials like laminate and plywood.

Modular-Karts™ pay for themselves in short order when employees start carrying thirty containers across your facility instead of one at a time.

When you have needs unique to your world, our design professionals will help you create a Modular-Kart™ all your own!



* (1) K3624B + (2) K3624A

Modular-Kart™ Grid Top				
Sizes	Part #	Description	Cap.	Wt.
36" x 24"	K3624B	36" x 24" Kart	600	32
	K3624A	36" x 24" Add-on Unit		16
48" x 24"	K4824B	48" x 24" Kart	750	43
	K4824A	48" x 24" Add-on Unit		22
66" x 24"	K6624B	66" x 24" Kart	900	52
	K6624A	66" x 24" Add-on Unit		26
96" x 24"	K9624B	96" x 24" Kart	1200	75
	K9624A	96" x 24" Add-on Unit		38

Modular-Kart™ Solid Top				
Sizes	Part #	Description	Cap.	Wt.
36" x 24"	KT3624B	36" x 24" Kart	600	36
	KT3624A	36" x 24" Add-on Unit		18
48" x 24"	KT4824B	48" x 24" Kart	750	47
	KT4824A	48" x 24" Add-on Unit		24
66" x 24"	KT6624B	66" x 24" Kart	900	61
	KT6624A	66" x 24" Add-on Unit		31
96" x 24"	KT9624B	96" x 24" Kart	1200	86
	KT9624A	96" x 24" Add-on Unit		43

Weight capacities shown are maximum weight for 2,3, or 4 shelf units.

MOBILE DUNNAGE-RACK™ MODULAR STORAGE RACKS

A heavy-duty powder-coated steel-reinforced caster chassis makes our Mobile Dunnage-Rack™ as strong as an ox, yet the smooth plastic top panel is easy on materials. Because they're shipped completely assembled and ready to use, you can put them to work immediately.

Mobile Dunnage-Racks™ don't get any bigger. We're the only manufacturer to offer an enormous 36-inch by 96-inch mobile platform that provides 2,000 pounds of capacity.


The simple fact is this: routine material handling needs don't always call for a fork truck. Our Mobile Dunnage-Rack™ is the long-term, low-cost solution that will help you increase your operational efficiencies many times over.

These are an ideal addition to shipping, receiving, packaging and replenishment areas.



• High capacity,
easy on materials

Mobile Dunnage-Rack™				
Sizes	Part #	Description	Cap.	Wt.
36" x 24"	PT2436	2'x3' Mobile Dunnage-Rack	1000	43
36" x 36"	PT3636	3'x3' Mobile Dunnage-Rack	1000	64
48" x 24"	PT2448	2'x4' Mobile Dunnage-Rack	1000	58
66" x 24"	PT2466	2'x5.5' Mobile Dunnage-Rack	1500	71
66" x 36"	PT3666	3'x5.5' Mobile Dunnage-Rack	1500	103
96" x 24"	PT2496	2'x8' Mobile Dunnage-Rack	2000	98
96" x 36"	PT3696	3'x8' Mobile Dunnage-Rack	2000	147



Published weight capacities of all products assume even distribution of materials across all panels

Components

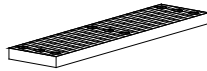
COMPONENTS

SPC Industrial Structural Plastics Corporation

© 2015



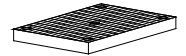
S3616
Grid Panel
36" L x 16" W x 2 5/8" H



S6616
Grid Panel
66" L x 16" W x 2 5/8" H



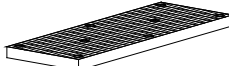
S9616
Grid Panel
96" L x 16" W x 2 5/8" H



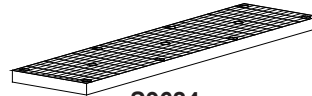
S3624
Grid Panel
36" L x 24" W x 2 5/8" H



S4824
Grid Panel
48" L x 24" W x 2 5/8" H



S6624
Grid Panel
66" L x 24" W x 2 5/8" H



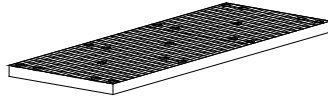
S9624
Grid Panel
96" L x 24" W x 2 5/8" H



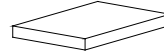
S3636
Grid Panel
36" L x 36" W x 2 5/8" H



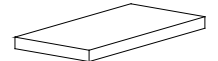
S6636
Grid Panel
66" L x 36" W x 2 5/8" H



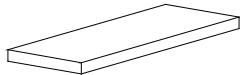
S9636
Grid Panel
96" L x 36" W x 2 5/8" H



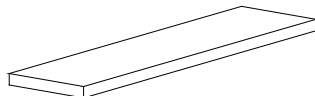
ST3624
Solid Panel
36" L x 24" W x 2 5/8" H



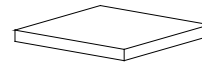
ST4824
Solid Panel
48" L x 24" W x 2 5/8" H



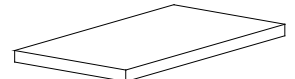
ST6624
Solid Panel
66" L x 24" W x 2 5/8" H



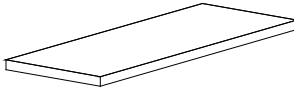
ST9624
Solid Panel
96" L x 24" W x 2 5/8" H



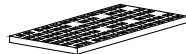
ST3636
Solid Panel
36" L x 36" W x 2 5/8" H




ST6636
Solid Panel
66" L x 36" W x 2 5/8" H



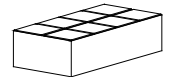
ST9636
Solid Panel
96" L x 36" W x 2 5/8" H



R4824
Poly-Riser
48" L x 24" W x 1 3/4" H



R9624
Poly-Riser
96" L x 24" W x 1 3/4" H



DC240612
Dunnage Cube
24" L x 12" W x 6" H



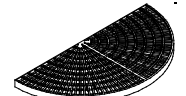
SRD3015
30" Round Panel
Half Round



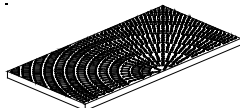
SRD3618
36" Round Panel
Half Round



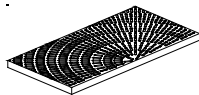
SRD4824
48" Round Panel
Half Round



SRD6030
60" Round Panel
Half Round



IG6030
Industrial Grate
60" L x 30" W x 2" H



IG4824
Industrial Grate
48" L x 24" W x 2" H



C2010
Leg Connector



CA2002
Vertical Stacker



RC3000
Poly Clip



RF3128
Poly-Riser
Rubber Foot



RF2011
Add-A-Level
Rubber Foot

Dura-Shelf™ Legs

- DSLEG6 -- 6" Leg
- DSLEG12 -- 12" Leg
- DSLEG18 -- 18" Leg
- DSLEG24 -- 24" Leg
- DSLEG36 -- 36" Leg

NEED REPLACEMENT PARTS?

No Problem!
Choose from the listed options